

THRU-HOLE Tuning Fork



Model: NC15LF/NC26LF/NC38LF

RoHS Compliant

FEATURES

- Miniature Packages
- Low Cost
- Cold Weld Design
- Long Term Stability
- Tight Tolerance

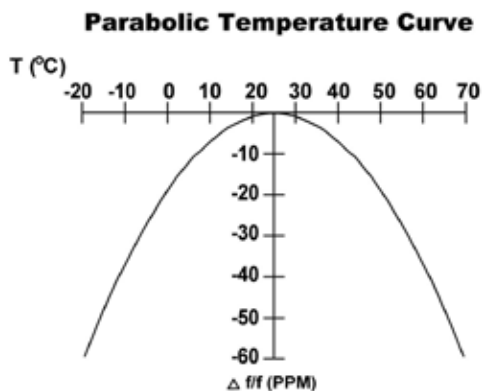
• PART NUMBER SELECTION [Learn More - Internet Required](#)

Part Number	Model Number	Frequency Stability	Operating Temperature	Frequency
298LF-Frequency-xxxxx	NC15LF	-0.04 PPM / (Δ°C) ²	-20 °C~ +60 °C	32.768 kHz
299LF-Frequency-xxxxx	NC26LF	-0.04 PPM / (Δ°C) ²	-20 °C~ +60 °C	32.768 kHz
300LF-Frequency-xxxxx	NC38LF	-0.04 PPM / (Δ°C) ²	-20 °C~ +60 °C	32.768 kHz

• STANDARD SPECIFICATIONS

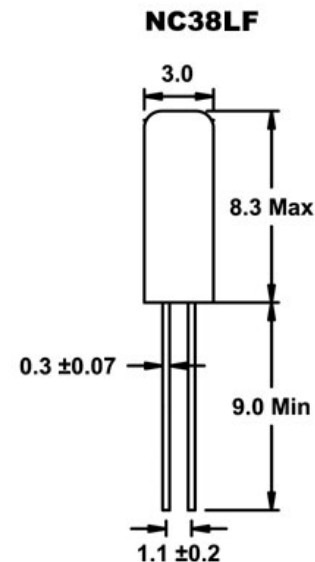
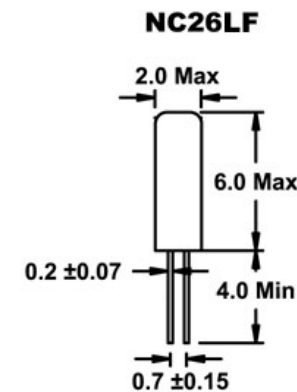
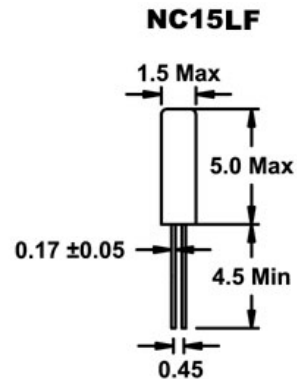
PARAMETERS	MAX (unless otherwise noted)
Frequency	32.768 kHz
Frequency Tolerance @ 25°C	± 20 PPM
Frequency Stability Temperature Coefficient	-0.04 PPM / (Δ°C) ²
Temperature Range	
Turnover (T _O)	+20°C ~ +30°C
Operating (T _{OPR})	-20°C ~ +60°C
Storage (T _{STG})	-30°C ~ +70°C
Equivalent Series Resistance (R _S)	
NC15 / NC26	50 kΩ
NC38	35 kΩ
Load Capacitance (C _L)	12.5 pF (Standard) 6 pF (Optional)
Insulation Resistance @ 100VDC	500 MΩ Min
Drive Level	1.0 μW
Aging per year	±3 PPM

All specifications subject to change without notice.



To determine frequency stability, use parabolic curvature (K).
For example: What is stability at 45°C?

- 1) Change in T (°C) = 45-25 = 20°C
- 2) Change in frequency = -0.04 PPM * (Δ C)²
= -0.04 PPM * (20)²
= -16.0 PPM



All dimensions are in millimeters.